

## TECHNICAL LEAFLET

# ZODIAC ORIGINAL POOLS

### GROUND:

In any event, the ground on which the pool is placed must be firm and stable (no backfill). Furthermore, it must be made perfectly flat, smooth and horizontal. A level plot is essential (no holes or bumps), otherwise the pool will be subjected to stresses that will damage it and its surroundings.

### SUNLIGHT:

Choose a well-exposed spot, if possible getting the morning sun, as its calorific value is higher than the evening sun.

### WIND:

A pool too exposed to wind loses a lot of heat through evaporation.

Furthermore, covers (bubble or winter) exposed to strong winds can deteriorate prematurely.

### WATER AND ELECTRICITY:

Think of the various supplies and check that the power line used is protected by a 30 mA earth-leak circuit breaker.

Also plan the emptying of the pool.

### IMPORTANT:

The filtration unit and skimmer should be placed in an easily accessible place. If the pool is below the filtration unit, the latter must be self-priming. All 230-volt devices (generally the case for filtration) must be 3.50 m from the edge of the pool (standard NF C 15-100).

## INFO

### CONSUMER PACKAGE:

- 1 pallet (120 x 80 x 175 cm) for the Winky 4 model.
- 1 pallet (120 x 80 x 190 cm) for the Winky 5/105, Winky 5/120, Ovline 2000 models.
- 1 pallet (120 x 80 x 193 cm) for the Winky 6 model.
- 1 pallet (183 x 83 x 180 cm) for the Ovline 3000 model.
- 1 pallet (183 x 83 x 204 cm) for the Winky 8 et Ovline 4000 model.
- 2 pallets (120 x 80 x 130 cm) and (183 x 83 x 184 cm) for the Hippo 40 and Hippo 65 models.






**SCAN THIS  
QR CODE TO  
DISCOVER THE  
INSTALLATION  
VIDEO:**



# TECHNICAL LEAFLET

## ZODIAC ORIGINAL POOLS

ZODIAC ORIGINAL™ POOL KIT												
	Ground area required (Ø m)	Inner dimensions (Ø m)	Overall height (m)	Depth (m)	Embedding height (m)	Capacity [1] (m³)	Installation [2]	Installation [3]	Pool weight (kg)	Filtration power (m³/h)	System flow rate (m³/h)	Water recycling time [4]
	Winky 4	5,00	3,80	1,20	1,10	0,60	12	3h00	2	0,45	6	2h00
	Winky 5-105	6,30	5,00	1,20	1,10	0,60	23	3h30	2	0,60	8	3h20
	Winky 5-120	6,55	5,00	1,25	1,15	0,70	24	3h30	2	0,60	8	4h00
	Winky 6	7,50	6,00	1,25	1,15	0,70	37	3h30	2	0,69	11	5h20
	Winky 8	9,50	7,80	1,30	1,20	0,70	50	4h30	2	0,97	16	6h00
	Oxline 2000	7,00 x 5,00	3,00 x 5,80	1,10	1,05	0,60	25	3h00	2	0,60	8	3h50
	Oxline 3000	6,30 x 9,20	3,50 x 7,20	1,30	1,20	0,60	38	4h00	2	0,69	11	4h20
	Oxline 4000	7,30 x 11,20	4,50 x 9,20	1,30	1,20	0,70	50	4h30	2	0,97	16	5h50
	Hippo 40	7,70 x 11,80	5,00 x 9,00	1,25	1,15	0,70	40	4h00	2	0,97	16	4h50
	Hippo 65	8,20 x 16,55	4,60 x 13,50	1,30	1,20	0,70	65	6h00	2	1,20	22	4h10

[1]: Volume of water in the pool, approximate.

[2]: Approximate assembly time, not including the time spent preparing the plot or filling the pool with water.

[3]: For information purposes only.

[4]: Pool water recycling time taking into account the complete system flow rate of the filter unit (own filtering mass) associated with this kit.

Above-ground swimming pools marketed by CF Group France are designed for outdoor family use.

Always keen to improve the quality of its products, CF Group France reserves the right to modify or delete any model presented in this catalog without notice. All measurements shown are given at indicative and may vary depending on the various tolerances required for manufacturing.