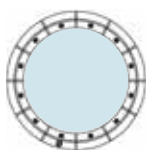




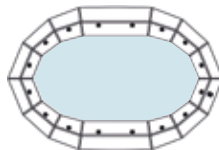
Customer N°:	Customer reference:	Order form date:
--------------	---------------------	------------------

<b>Company contact details:</b> Surname: ..... Postcode: ..... City: ..... Country: ..... Phone: ..... E-mail: .....	<b>Delivery address:</b> Name: ..... Address: ..... Postcode: ..... City: ..... Country: ..... Phone (person to contact): ..... Access: <input type="checkbox"/> Semi-trailer <input type="checkbox"/> Carrier Other: ..... Fill in the truck access checking guide on the following pages
---	---

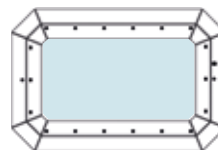
### POOL SHAPE AND MODEL


**Round:**

- ☐ Winky 4  
☐ Winky 5/105  
☐ Winky 5/120  
☐ Winky 6  
☐ Winky 8


**Oval:**

- ☐ Ovine 2000  
☐ Ovine 3000  
☐ Ovine 4000


**Rectangular:**

- ☐ Hippo 40  
☐ Hippo 65

### CONSUMABLES

**Cleaning products**

- ☐ Wichinox - ref. A-P39437  
☐ Randklar gel - ref. GELS

**Water treatment products**

- ☐ Starter pack - ref. A-P40130

### ACCESSORIES

- |   |   |
|---|---|
| <input type="checkbox"/> Summer cover   | <input type="checkbox"/> Underlay               |
| <input type="checkbox"/> Reel system for summer cover   | <input type="checkbox"/> Heat pump              |
| <input type="radio"/> Removable Vega reel - ref. W-P39382<br><input type="radio"/> Removable Orion reel - ref. W-P39381 | Ref.: .....                                     |
| <input type="checkbox"/> Strap (bungee cord Ø 6 mm - 2 end pieces length 3.00 m)<br>Quantity: .....                     | <input type="checkbox"/> By-pass - ref. BPHSPAC |
| <input type="checkbox"/> Winter shift (Winky model) / Winter cover (Ovine or Hippo models)                              |   |



## TRUCK ACCESS CHECKING GUIDE

Company name:

Customer reference:

## INFO

To allow us to deliver to you with maximum efficiency, please fill in this questionnaire carefully. We decline all liability in the event of the required delivery location being inaccessible due to the indications you have provided. Any new deliveries will be invoiced to you. Thank you for your understanding.



## ORDERED EQUIPMENT

☐ Automatic slatted cover    ☐ Bar cover    ☐ Bubble cover (over 4.50 m)

## ROAD SIGNAGE LEADING TO THE REQUESTED DELIVERY POINT



3.5 T

Have you already seen this type of road sign on the road that leads to the requested delivery point?

☐ Yes If so, please indicate which ones: .....

☐ No

## ACCESS TO THE REQUESTED DELIVERY POINT: TYPES OF VEHICLE LIKELY TO HAVE ACCESS

Below are different vehicle types. Indicate which types are likely to be able to pass in front of the requested delivery location.



Tractor + trailer (38 tonnes):

☐ Yes    ☐ No


Semi-trailer (38 tonnes):

☐ Yes    ☐ No


Small carrier (19 tonnes):

☐ Yes    ☐ No


Small truck (&lt;6 tonnes):

☐ Yes    ☐ No


Garbage trucks:

☐ Yes    ☐ No


Concrete mixer trucks:

☐ Yes    ☐ No


Fuel delivery trucks:

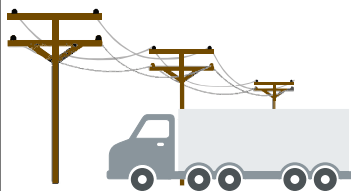
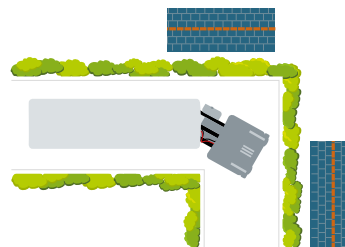
☐ Yes    ☐ No


Small van:

☐ Yes    ☐ No

## TRUCK CLEARANCES: DETAILS

Be careful of the truck clearance: Is the delivery address subject to one of the below situations ?

Electric cables: ☐ Yes    ☐ NoLow branches: ☐ Yes    ☐ NoCorners of roads: ☐ Yes    ☐ No

## OTHER INDICATIONS, PLEASE DESCRIBE