



## Speedy fabrication required:

☐ Yes ☐ No

FROM NOVEMBER TO MARCH

APRIL

FROM MAY TO AUGUST

SEPTEMBER, OCTOBER

D+5

D+6

D+7

D+6

Customer N°:	Customer reference:	Order form date:
--------------	---------------------	------------------

<b>Company contact details:</b> Surname: ..... Postcode: ..... City: ..... Country: ..... Phone: ..... E-mail: ..... Contact in case of missing measurements: ..... ..... .....	<b>Delivery address:</b> Name: ..... Address: ..... Postcode: ..... City: ..... Country: ..... Access: <input type="checkbox"/> Semi-trailer <input type="checkbox"/> Carrier Other: ..... Fill in the truck access checking guide on the following pages <input type="checkbox"/> Pick up at DEL Brécé factory (35530 Brécé, FRANCE)
--	--

☐ New build pool ☐ Existing pool: In order to avoid taking again measurements of the pool, please indicate the invoice number, order number or reference of the original cover made: .....



If all the information is not completed, your order cannot be validated and therefore cannot be put into production within the announced leadtime.

## MOTOR WALL UNITS

☐ Yes ☐ No **To be delivered:** ☐ With the cover ☐ Before the cover ☐ Already received

## CONTROLS

☐ Wi-Key ☐ Key switch ☐ Insert mount key switch (indoor use)

## OPTION

☐ LivePool Cover

## CLOSING CONTROLS

☐ Maintain contact (default choice) ☐ Impulse on

## OPTIONS

**Stainless steel tube** (for pools max 6 m wide) ☐ Yes ☐ No

**Bracket for standard decking pit 90 cm** ☐ Yes ☐ No

Decking weight: ☐ - 50 kg/m² ☐ + 50 kg/m²

**Wheels for high water level** ☐ Yes ☐ No

**Skimmer reinforcement kit**

If yes, number: .....

☐ Yes ☐ No

**Liner protection wedge**

**Telescopic extension** ☐ Yes ☐ No

**6 pin connector** ☐ Yes ☐ No

**Wintering crank** ☐ Yes ☐ No

**Liner protection** ☐ Yes ☐ No

**Extra Wi-Key emitter** ☐ Yes ☐ No

If so, indicate the number (max. 3): ..... ☐ Yes ☐ No

**Remote Wi-Key receiver box**

**Middle telescopic support for beam** ☐ Yes ☐ No

If yes, indicate the number: ..... ☐ Yes ☐ No

**Middle telescopic support for beams up to 10 m**

**Earth-grounding:** Ø 50 mm ☐ Yes ☐ No

Ø 63 mm ☐ Yes ☐ No

\* not compatible with the DEL decking



Customer N°:	Customer reference:	Order form date:	Company:
--------------	---------------------	------------------	----------

**SLATS**

**Opaque PVC 84 slats**

**Choose PVC opaque 69 slats for pool widths of 5.05m or more.**

☐ White    ☐ Grey

**Solar polycarbonate slats - 69 mm** (not compatible with bromine treatment)

☐ Crystal black    ☐ Silver    ☐ Absolute black    ☐ Crystal blue\*    ☐ Crystal\*    ☐ Crystal brown\*    ☐ Crystal green\*

☐ Leave one slat out of three without end cap to ease the sliding of the slats: ☐ AD side    ☐ BC side  
 By default, all endcaps will be installed.

**Opaque PVC 69 slats**

☐ White    ☐ Beige    ☐ Grey    ☐ Blue\*

☐ Leave one slat out of three without end cap to ease the sliding of the slats: ☐ AD side    ☐ BC side  
 By default, all endcaps will be installed.

Additional lead time for slats over 6 m long. \*Additional lead time.

**STAIRS OR SLAT CUT-OUT**

☐ Roman stair    ☐ Square stair    ☐ Trapezoid stair    ☐ Slat cut-out (attach a plan)

**LOCKING KITS**

<input type="checkbox"/> <b>Pushlock</b> <input type="radio"/> White <input type="radio"/> Beige <input type="radio"/> Grey <input type="radio"/> Dark grey <input type="radio"/> Blue <input type="radio"/> Argile green  <input type="checkbox"/> <b>Pushlock automatic:</b> Hanging mount fittings <input type="radio"/> White <input type="radio"/> Grey <input type="radio"/> Dark grey <input type="radio"/> Black <u>Options:</u> <input type="radio"/> Flexible eletronical cable - 25 m <input type="radio"/> Flexible eletronical cable - 50 m  <input type="checkbox"/> <b>Quicklock + Tool</b> (only for opaque PVC 69 and solar polycarbonate slats) <input type="radio"/> White <input type="radio"/> Beige <input type="radio"/> Grey  <input type="checkbox"/> <b>White straplock kit</b> (only for opaque PVC 69 and solar polycarbonate slats) <input type="radio"/> Concrete coping anchors <input type="radio"/> Wood coping anchors	<b>Fittings:</b> <input type="checkbox"/> Insert mount <input type="checkbox"/> Surface mount <input type="checkbox"/> Hanging mount <input type="checkbox"/> High hanging mount (Pushlock only)
---	--

**BEAM**

<b>BEAM TYPE</b> To be delivered: <input type="checkbox"/> Yes <input type="checkbox"/> No <input type="checkbox"/> <b>100 x 100 mm</b> <input type="checkbox"/> <b>120 x 100 mm*</b> <input type="radio"/> White <input type="radio"/> Beige* <input type="radio"/> Grey <small>*Available up to a width of 6 m.</small>	<b>SUPPORT TYPE</b> <b>Must be filled in. Indicate the model type in order to manufacture the beam.</b> To be delivered: <input type="checkbox"/> Yes <input type="checkbox"/> No <input type="checkbox"/> Insert mount <input type="checkbox"/> Surface mount <input type="checkbox"/> Adjustable hanging mount <input type="checkbox"/> Liner hanging mount
---	---

**DECKING**

☐ **Smooth IPE decking**

☐ **Aluminium decking:** ☐ White    ☐ Beige    ☐ Grey  
**Options for aluminium decking:** ☐ Non-slip tape    ☐ Cleaner

☐ 75 cm    ☐ 90 cm    ☐ Non standard or for indoor pool\*: ..... x ..... cm  
☐ Cut to size    ☐ Additional decking for automatic slatted cover box  
\*Additional lead time.

non standard cut to size

**SECURIWALL**

☐ Yes    Fill in the order form on the following pages.    ☐ No

**WINTER SHIFT / PROTECTIVE COVERING**

**Ivernea:**    ☐ Yes    Fill in the order form on the following pages    ☐ No  
**Ivernea Plus:** ☐ Yes    Fill in the order form on the following pages    ☐ No



Customer N°:	Customer reference:	Order form date:	Company:
--------------	---------------------	------------------	----------

### POOL TYPE

☐ Polyester shell

- Brand: .....

- Model: .....

☐ Concrete ☐ Resin ☐ Wood

☐ Polystyrene block ☐ Metal

### WATERTIGHTNESS

☐ Liner\* ☐ On-site lining

☐ Tiles ☐ Coated

☐ Other: .....

\* For a sharp radius liner, a radius of 5 cm will be made on your slats.

### POOL

#### Diagonals

Diagonal AC = ..... cm

Diagonal BD = ..... cm



#### Overflow

☐ Yes (by default 1 every 4 m on each length)  
on ☐ AB ☐ BC ☐ CD ☐ AD

☐ No

☐ Infinity control box (we recommend the Pushlock hanging mount kits)

### INFO

For an overflow pool, the hanging mount kits will be delivered in raw stainless-steel.

#### Coping overhang

..... cm

**skimmer** : Indicate the exact skimmer positions.

**locking kit** : Indicate the positions of the locking kits that have already been installed.

To comply with the French NF P90-308 safety standard, the locking kits must be installed in accordance with our recommendations in the technical instructions leaflet. The positioning of the locking kits will be determined by CF group according to the configuration of your pool. A detailed will be sent to you when your cover is delivered.

**Limits of use:** To comply with all NF P90-308 standards, it is essential that it is essential that all the elements making up this safety cover (mechanics, slats, motorization...) must come from CF group. If this is not the case, we will not be able to issue this certificate.

Limits of use: DEL covers for overflow pools can only be compliant if the pool is equipped with an Infinity box-type device for automatically lowering the water level by at least 2 cm when the cover is closed.

At present, DEL covers with a removable form on a side are not compliant with standard NF P90-308. Unless the alarm manufacturer specifies otherwise, immersion alarms are not compatible with DEL covers.

### INTERIOR POOL DIMENSIONS TO BE TAKEN AT THE WATER LINE AFTER WATERTIGHTNESS HAS BEEN MADE

#### Skimmer thickness

☐ Flush ☐ Proud of ..... cm

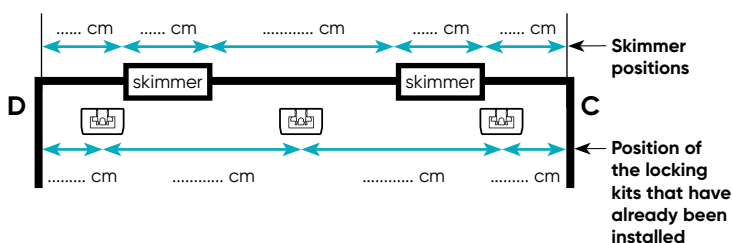
Skimmers on the widths indicate them on the drawing

☐ Skimmer in the pit

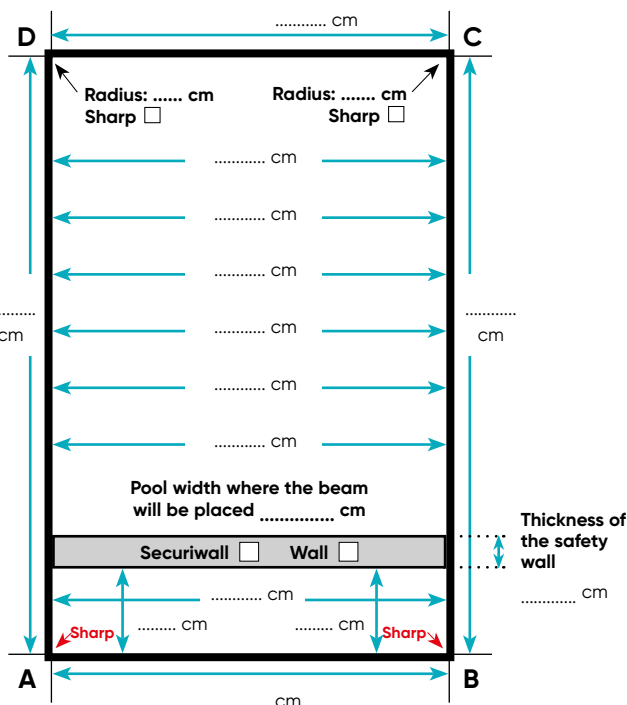
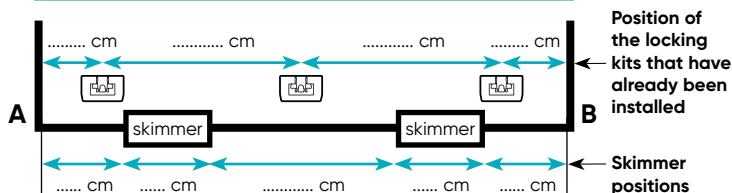
Skimmers on the lengths: ☐ BC ☐ AD

Stairs (see on the following pages)

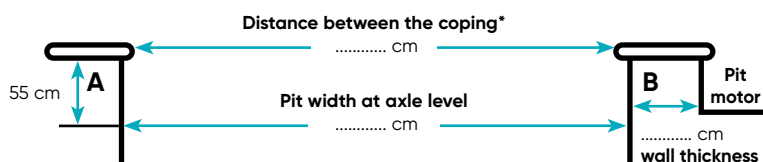
### SIDE OPPOSITE THE REEL SYSTEM



### PIT / REEL SYSTEM SIDE




### TUBE / REEL SYSTEM SIDE = AB



\*This information determines the dimension of the beam



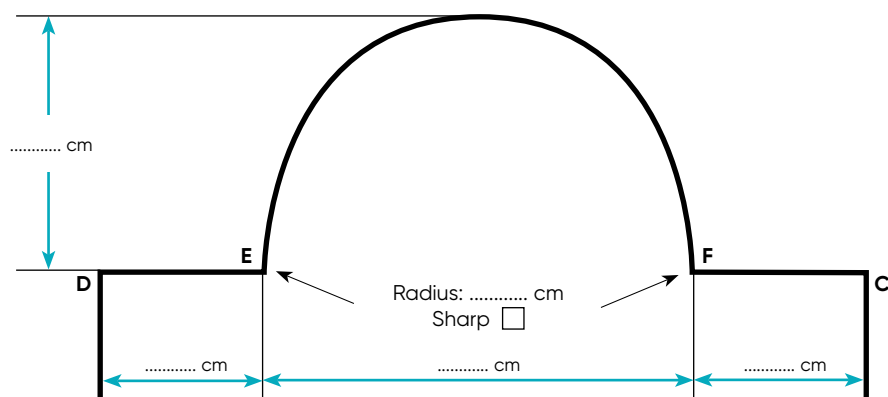
Customer N°:	Customer reference:	Order form date:	Company:
--------------	---------------------	------------------	----------

 : Indicate the exact skimmer positions

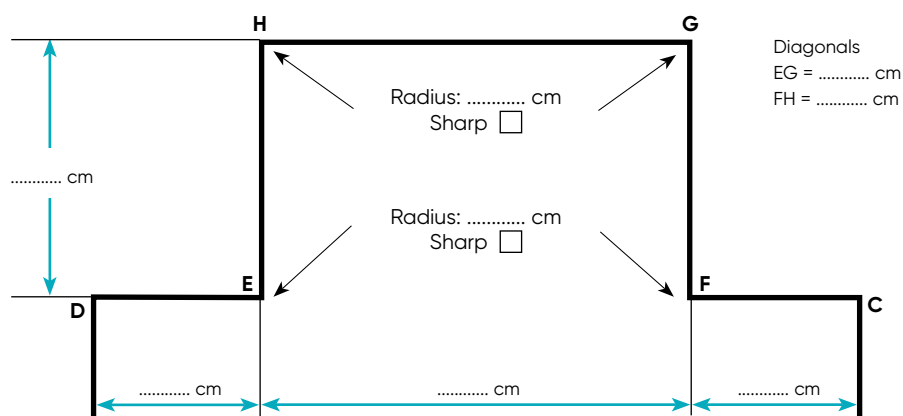
 : Indicate the position of the locking kits that have already been installed

### ROMAN STAIR

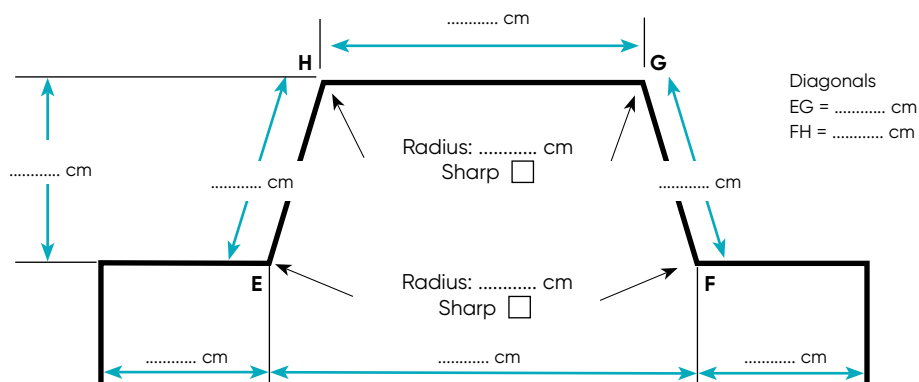
We recommend the use of the measurement-taking order triangulation form  
See order form on p. 399.



### SQUARE STAIR



### TRAPEZOID STAIR





Customer N°:	Customer reference:	Order form date:	Company:
--------------	---------------------	------------------	----------

CD = .....cm

EF = .....cm

CF = .....cm

ED = .....cm

EP = .....cm

E1 = .....cm

E2 = .....cm

E3 = .....cm

E4 = .....cm

E5 = .....cm

E6 = .....cm

E7 = .....cm

F1 = .....cm

F2 = .....cm

F3 = .....cm

F4 = .....cm

F5 = .....cm

F6 = .....cm

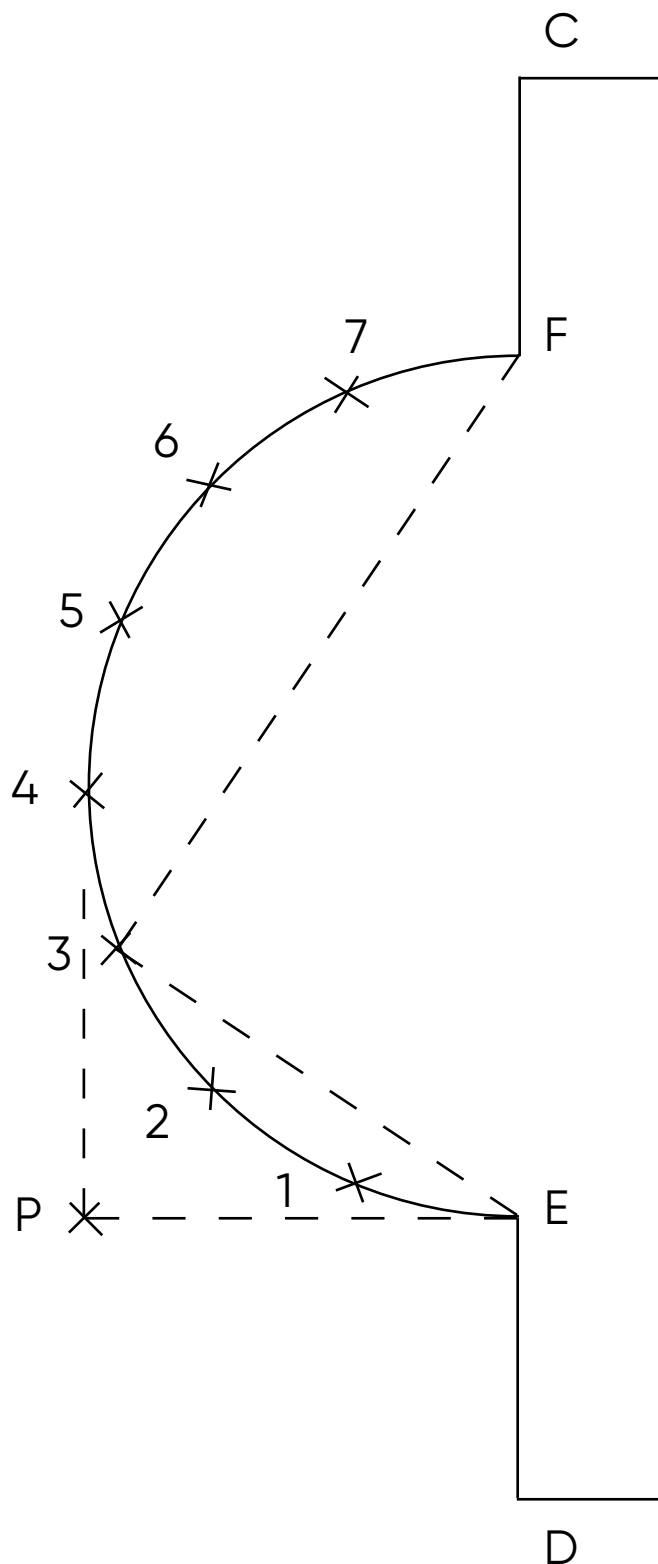
F7 = .....cm

Corner radius C = .....cm

Corner radius D = .....cm

Corner radius E = .....cm

Corner radius F = .....cm





Customer N°:	Customer reference:	Order form date:
--------------	---------------------	------------------

<b>Company contact details:</b> Surname: ..... Postcode: ..... City: ..... Country: ..... Phone: ..... E-mail: ..... Contact in case of missing measurements: ..... ..... .....	<b>Delivery address:</b> Name: ..... Address: ..... Postcode: ..... City: ..... Country: ..... Access: <input type="checkbox"/> Semi-trailer <input type="checkbox"/> Carrier Other: ..... Fill in the truck access checking guide on the following pages <input type="checkbox"/> Pick up at DEL Brécé factory (35530 Brécé, FRANCE)
--	--

☐ New build pool ☐ Existing pool: In order to avoid taking again measurements of the pool, please indicate the invoice number, order number or reference of the original cover made: .....

### RECOMMENDATIONS

SECURIWALL can fit all types of pools: new build or existing pool, concrete, polyester shell or panels (with concrete reinforcement to fix the plates) till 7.07 m width and 2.07 m depth from the beam.

It is suitable for aluminium beams 120 x 100 mm or 100 x 100 mm with surface mount beam supports. Do not forget to order these with your beam.

### COLOUR

☐ White ☐ Beige ☐ Grey

### OPTION

Hanging supports (hanging mount) ☐ Yes ☐ No

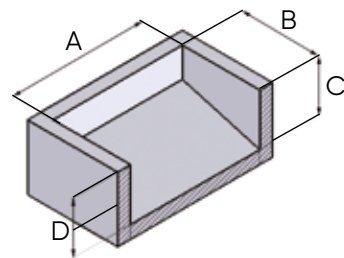
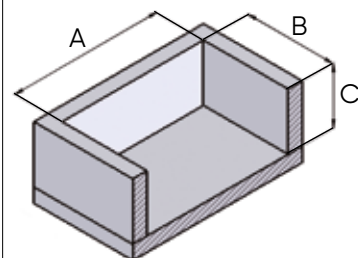
### BOTTOM OF THE POOL

Tick the corresponding drawing for your pool and fill in the requested dimensions.

**BE CAREFUL: the dimensions must be taken flush the beam axle.**

☐ Flat bottom

☐ Constant slope



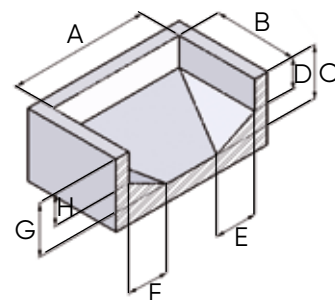
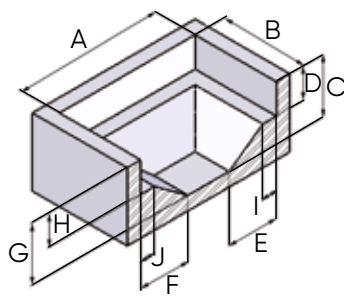
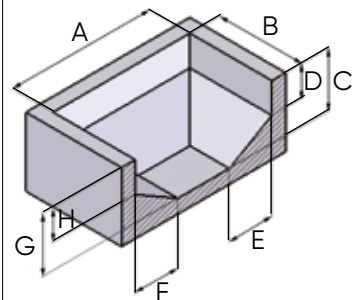
Dimensions

A	cm
B	cm
C	cm
D	cm
E	cm
F	cm
G	cm
H	cm
I	cm
J	cm

☐ Hopper

☐ Hopper 2

☐ Hopper 3



Horizontal radius must be less than or equal to 15 cm, and cut corners less than or equal to 10 cm.

Cut corners  $\leq 10$  cm ☐ Yes

For other configurations, please attach a drawing for a specific study by our technicians.



# IVERNEA & IVERNEA PLUS WINTER PROTECTION COVERS

Customer N°:	Customer reference:	Order form date:
--------------	---------------------	------------------

<b>Company contact details:</b> Surname: ..... Postcode: ..... City: ..... Country: ..... Phone: ..... E-mail: ..... Contact in case of missing measurements: ..... .....	<b>Delivery address:</b> Name: ..... Address: ..... Postcode: ..... City: ..... Country: ..... Phone (person to contact) ..... <input type="checkbox"/> Pick up at DEL Brécé factory (35530 Brécé, FRANCE)
--	--

☐ New pool
 ☐ Existing pool: to avoid re-taking the measurements, please indicate the invoice n°, order n° or delivery document n° for the original cover: .....

Caution, Ivernea and Ivernea Plus covers are not compatible with a solar PVC slat cover.

## SLATS

☐ In-ground (decking above water)
 ☐ In-ground (decking under water)
 ☐ Above-ground (without covering)
 ☐ Above-ground (with covering)

## MODEL / COLOUR

**Ivernea:** ☐ Beige ☐ Grey  
**Ivernea plus:** ☐ Ivernea Plus

## POOL DIMENSIONS

(for in-ground covers, indicate the size excluding the pit)

Length: ..... cm

Width: ..... cm

## Dimension of the water level under the coping

- ☐ Less than 3 cm => not possible  
☐ Between 3 and 6 cm  
☐ More than 6 cm



## Diagonals

Diagonal AC = ..... cm

Diagonal BD = ..... cm

Diagonals taken at sharp corners.



## CORNER RADIUS

A = ..... cm B = ..... cm

C = ..... cm D = ..... cm

## STAIRS

☐ Yes ☐ No

## SHAPE:

☐ Square ☐ Roman

Indicate the stair position:

- ☐ On the AB width ☐ On the CD width  
☐ Along the AD length ☐ Along the BC length

## FILTRATION BLOCK / CUT

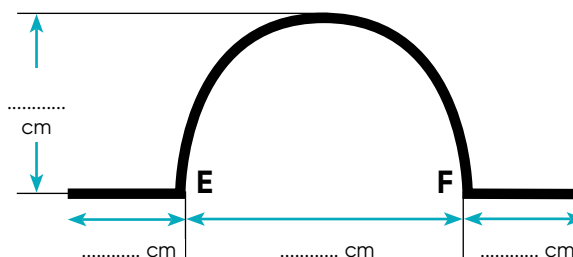
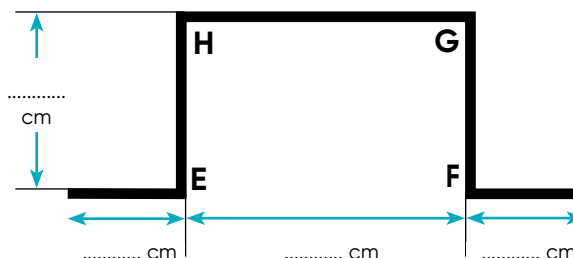
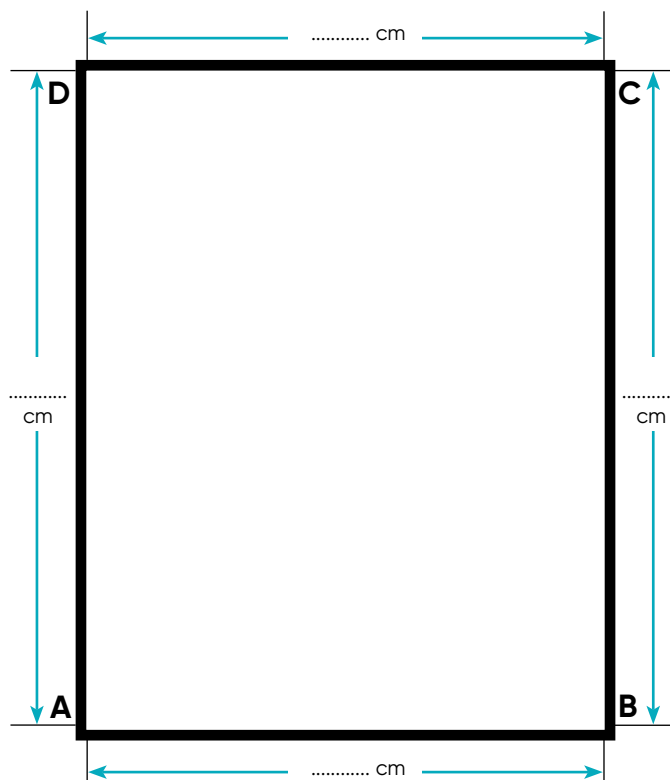
☐ Yes (supply a drawing) ☐ No

## FITTINGS

Bungee-clip

## OPTION

- ☐ Additional bungee clip(s): quantity: ..... recommended for windy regions.  
☐ Additional anchors for windy regions:





## TRUCK ACCESS CHECKING GUIDE

Company name:

Customer reference:

## INFO

To allow us to deliver to you with maximum efficiency, please fill in this questionnaire carefully. We decline all liability in the event of the required delivery location being inaccessible due to the indications you have provided. Any new deliveries will be invoiced to you. Thank you for your understanding.



## ORDERED EQUIPMENT

☐ Automatic slatted cover    ☐ Bar cover    ☐ Bubble cover (over 4.50 m)

## ROAD SIGNAGE LEADING TO THE REQUESTED DELIVERY POINT



3.5 T

Have you already seen this type of road sign on the road that leads to the requested delivery point?

☐ Yes If so, please indicate which ones: .....

☐ No

## ACCESS TO THE REQUESTED DELIVERY POINT: TYPES OF VEHICLE LIKELY TO HAVE ACCESS

Below are different vehicle types. Indicate which types are likely to be able to pass in front of the requested delivery location.



Tractor + trailer (38 tonnes):

☐ Yes    ☐ No


Semi-trailer (38 tonnes):

☐ Yes    ☐ No


Small carrier (19 tonnes):

☐ Yes    ☐ No


Small truck (&lt;6 tonnes):

☐ Yes    ☐ No


Garbage trucks:

☐ Yes    ☐ No


Concrete mixer trucks:

☐ Yes    ☐ No


Fuel delivery trucks:

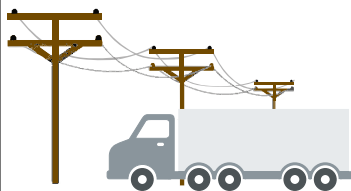
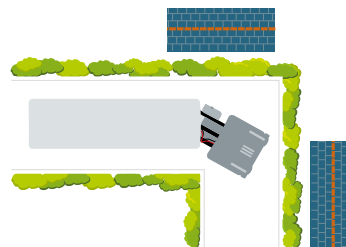
☐ Yes    ☐ No


Small van:

☐ Yes    ☐ No

## TRUCK CLEARANCES: DETAILS

Be careful of the truck clearance: Is the delivery address subject to one of the below situations ?

Electric cables: ☐ Yes    ☐ NoLow branches: ☐ Yes    ☐ NoCorners of roads: ☐ Yes    ☐ No

## OTHER INDICATIONS, PLEASE DESCRIBE