



Customer N°:	Customer reference:	Order form date:
--------------	---------------------	------------------

Company contact details: Surname: Postcode: City: Country: Phone: E-mail: Contact in case of missing measurements:	Delivery address: Name: Address: Postcode: City: Country: Access: <input type="checkbox"/> Semi-trailer <input type="checkbox"/> Carrier Other: Fill in the truck access checking guide on the following pages <input type="checkbox"/> Pick up at DEL Brécé factory (35530 Brécé, FRANCE)
--	--

☐ New build pool ☐ Existing pool: In order to avoid taking again measurements of the pool, please indicate the invoice number, order number or reference of the original cover made:



If all the information is not completed, your order cannot be processed and therefore put into production with the announced leadtime.

VERSIONS

☐ Manual ☐ Electric ☐ Solar

END-STAND COLOUR (by default, they will be white)

☐ Beige RAL 1015 ☐ Grey RAL 7040 ☐ Dark green RAL 6005
☐ Dark grey RAL 7016 ☐ Black RAL 9005



For all these colours:
10 days extra lead time

CLOSING CONTROLS

☐ Maintain contact (default choice) ☐ Impulse on

OPTIONS

LivePool (only for the electric version) ☐ Yes ☐ No
Wall mounting (1 terminal on motor side, 1 wall mount on free side) ☐ Yes ☐ No
Stop salt control box (only for the electric version) ☐ Yes ☐ No

SLATS

Opaque PVC 84 slats

☐ White ☐ Grey



Choose PVC opaque 69 slats for pool widths of 5.05m or more.

Solar polycarbonate slats - 69 mm (not compatible with bromine treatment)

☐ Crystal black ☐ Silver ☐ Absolute black ☐ Crystal blue* ☐ Crystal* ☐ Crystal brown* ☐ Crystal green*
☐ Leave one slat out of three without end cap to ease the sliding of the slats: ☐ AD side ☐ BC side
By default, all endcaps will be installed.

Opaque PVC 69 slats

☐ White ☐ Beige ☐ Grey ☐ Blue*

☐ Leave one slat out of three without end cap to ease the sliding of the slats: ☐ AD side ☐ BC side

By default, all endcaps will be installed.

Additional lead time for slats over 6 m long. *Additional lead time.

STAIRS OR SLAT CUT-OUT

☐ Roman stair ☐ Square stair ☐ Trapezoid stair ☐ Slat cut-out (attach a plan)

LOCKING KITS

☐ Pushlock

☐ White ☐ Beige ☐ Grey ☐ Dark grey ☐ Blue ☐ Argile green

☐ Quicklock + Tool (only for opaque PVC 69 and solar polycarbonate slats)

☐ White ☐ Beige ☐ Grey

☐ White straplock kit (only for opaque PVC 69 and solar polycarbonate slats)

☐ Concrete coping anchors ☐ Wood coping anchors

Fittings:

☐ Insert mount
☐ Surface mount
☐ Hanging mount
☐ High hanging mount (Pushlock only)

WINTER SHIFT / PROTECTIVE COVERING

Ivernea: ☐ Yes **Fill in the order form on the following pages** ☐ No

Ivernea Plus: ☐ Yes **Fill in the order form on the following pages** ☐ No



Customer N°:	Customer reference:	Order form date:	Company:
--------------	---------------------	------------------	----------

POOL TYPE

☐ Polyester shell ☐ Azteck

- Brand:

- Model:

☐ Concrete ☐ Resin ☐ Wood

☐ Polystyrene block ☐ Metal

WATERTIGHTNESS

☐ Liner* ☐ On-site lining

☐ Tiles ☐ Coated

☐ Other:

* For a sharp radius liner, a radius of 5 cm will be made on your slats.

POOL

Diagonals

Diagonal AC = cm

Diagonal BD = cm



Overflow

☐ Yes (by default 1 every 4 m on each length)
on ☐ AB ☐ BC ☐ CD ☐ AD

☐ No

☐ Infinity control box (we recommend the Pushlock hanging mount kits)

INFO

For an overflow pool, the hanging mount kits will be delivered in raw stainless-steel.

Coping overhang cm

skimmer : Indicate the exact skimmer positions.

locking kit : Indicate the positions of the locking kits that have already been installed.

To comply with the French NF P90-308 safety standard, the locking kits must be installed in accordance with our recommendations in the technical instructions leaflet. The positioning of the locking kits will be determined by CF group according to the configuration of your pool. A detailed plan will be sent to you when your cover is delivered.

Limits of use: To comply with all NF P90-308 standards, it is essential that it is essential that all the elements making up this safety cover (mechanics, slats, motorization...) must come from CF group. If this is not the case, we will not be able to issue this certificate.

Limits of use: DEL covers for overflow pools can only be compliant if the pool is equipped with an Infinity box-type device for automatically lowering the water level by at least 2 cm when the cover is closed.

At present, DEL covers with a removable form on a side are not compliant with standard NF P90-308.

Unless the alarm manufacturer specifies otherwise, immersion alarms are not compatible with DEL covers.

INTERIOR POOL DIMENSIONS TO BE TAKEN AT THE WATER LINE AFTER WATERTIGHTNESS HAS BEEN MADE

Skimmer thickness

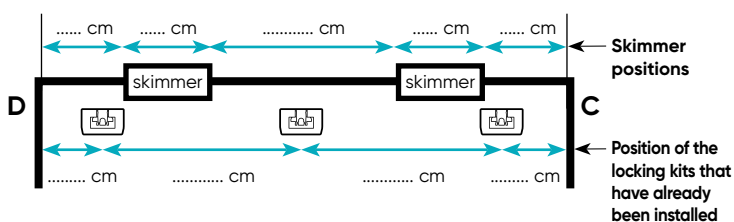
☐ Flush ☐ Proud of cm

Skimmers on the widths indicate them on the drawing

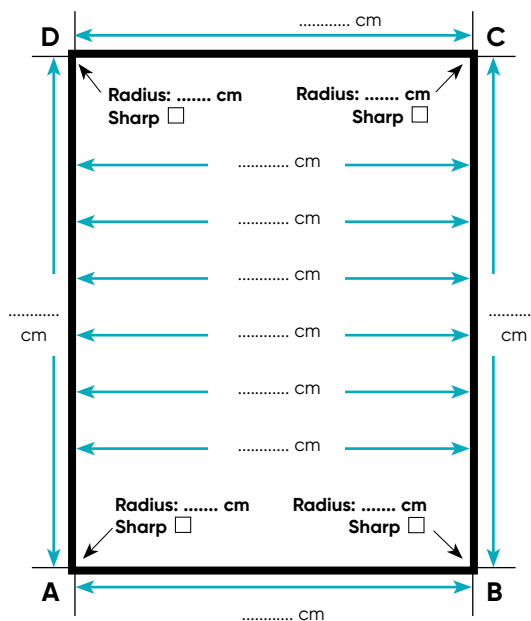
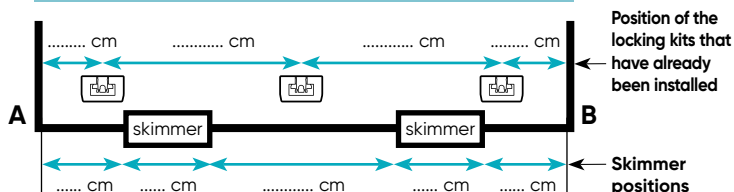
Skimmers on the lengths: ☐ BC ☐ AD

Stairs (see on the following pages)

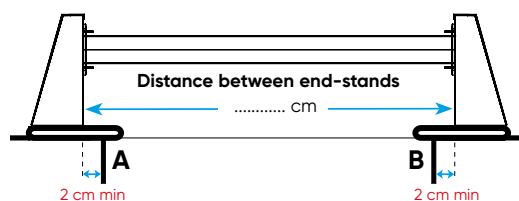
SIDE OPPOSITE THE REEL SYSTEM



REEL SYSTEM SIDE



TUBE / REEL SYSTEM SIDE = AB



Min. distance between end-stands = pool width [AB] + 4 cm



DISTANCE BETWEEN END-STANDS

Pool width	Version	Max. distance between end-stands
2 m	Electric or Solar	2.35 m
2.50 m		2.85 m
3 m		3.35 m
3.50 m		3.85 m
4 m		4.35 m
4.50 m		4.85 m
5 m	Electric	5.35 m
6 m		6.25 m
7 m		7.25 m
8 m		8.20 m



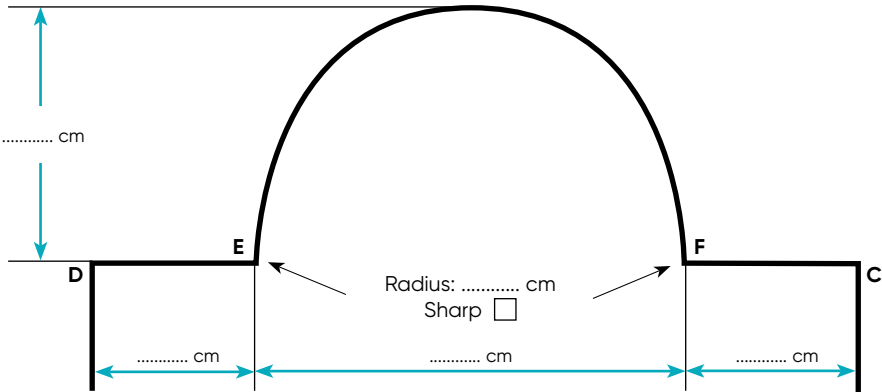
STAIR SLATS - DRAWING

Customer N°:	Customer reference:	Order form date:	Company:
--------------	---------------------	------------------	----------

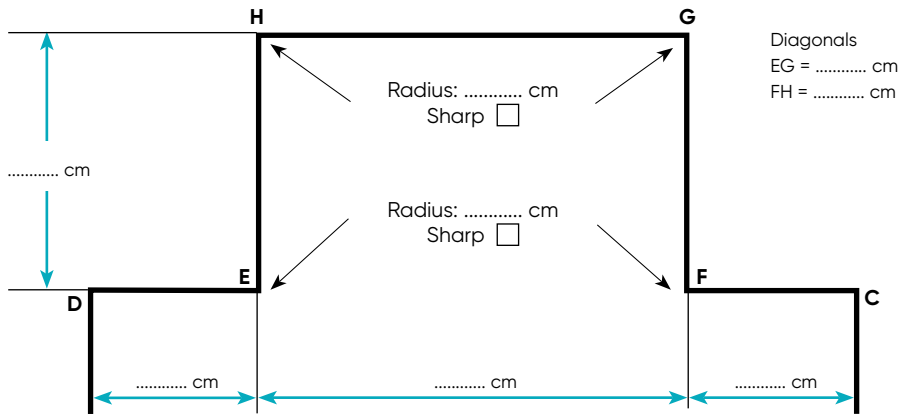
 : Indicate the exact skimmer positions
 : Indicate the position of the locking kits that have already been installed

ROMAN STAIR

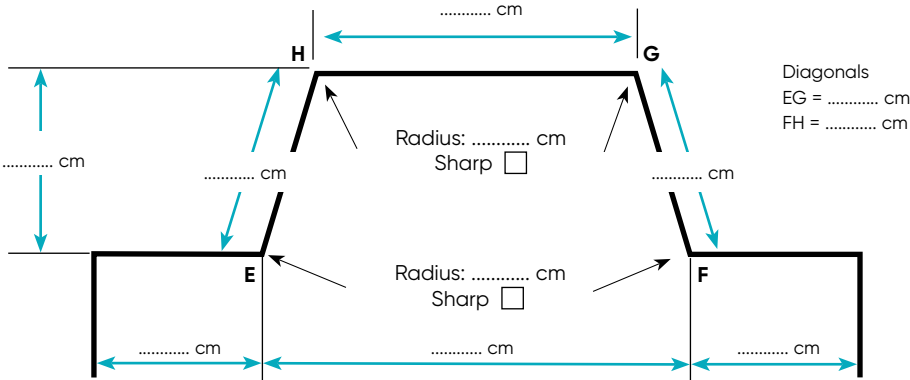
We recommend the use of the measurement-taking order triangulation form
See order form on p. 399.



SQUARE STAIR



TRAPEZOID STAIR





IVERNEA & IVERNEA PLUS WINTER PROTECTION COVERS

Customer N°:	Customer reference:	Order form date:
--------------	---------------------	------------------

Company contact details: Surname: Postcode: City: Country: Phone: E-mail: Contact in case of missing measurements:	Delivery address: Name: Address: Postcode: City: Country: Phone (person to contact) <input type="checkbox"/> Pick up at DEL Brécé factory (35530 Brécé, FRANCE)
--	--

☐ New pool
 ☐ Existing pool: to avoid re-taking the measurements, please indicate the invoice n°, order n° or delivery document n° for the original cover:

Caution, Ivernea and Ivernea Plus covers are not compatible with a solar PVC slat cover.

SLATS

☐ In-ground (decking above water)
 ☐ In-ground (decking under water)
 ☐ Above-ground (without covering)
 ☐ Above-ground (with covering)

MODEL / COLOUR

Ivernea: ☐ Beige ☐ Grey
Ivernea plus: ☐ Ivernea Plus

POOL DIMENSIONS

(for in-ground covers, indicate the size excluding the pit)

Length: cm

Width: cm

Dimension of the water level under the coping

- ☐ Less than 3 cm => not possible
☐ Between 3 and 6 cm
☐ More than 6 cm



Diagonals

Diagonal AC = cm

Diagonal BD = cm

Diagonals taken at sharp corners.



CORNER RADIUS

A = cm B = cm

C = cm D = cm

STAIRS

☐ Yes ☐ No

SHAPE:

☐ Square ☐ Roman

Indicate the stair position:

- ☐ On the AB width ☐ On the CD width
☐ Along the AD length ☐ Along the BC length

FILTRATION BLOCK / CUT

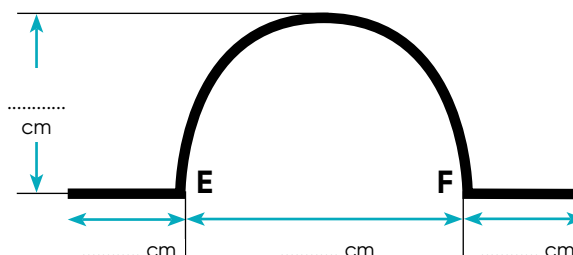
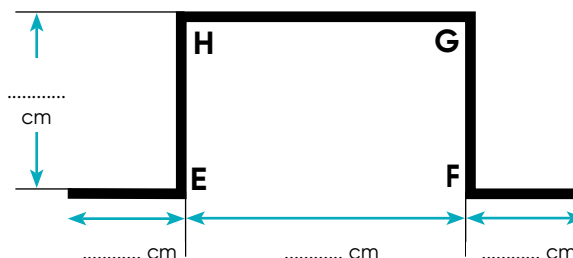
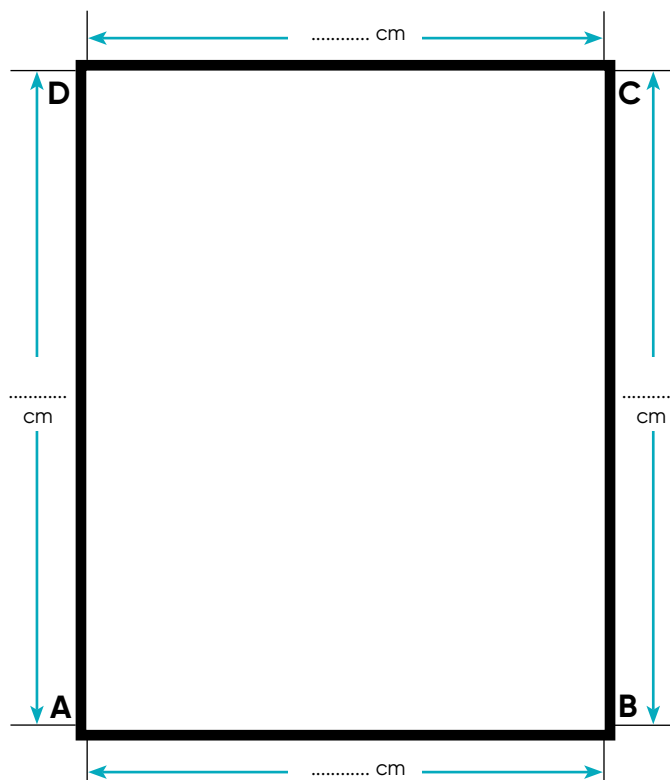
☐ Yes (supply a drawing) ☐ No

FITTINGS

Bungee-clip

OPTION

- ☐ Additional bungee clip(s): quantity: recommended for windy regions.
☐ Additional anchors for windy regions:





TRUCK ACCESS CHECKING GUIDE

Company name:

Customer reference:

INFO

To allow us to deliver to you with maximum efficiency, please fill in this questionnaire carefully. We decline all liability in the event of the required delivery location being inaccessible due to the indications you have provided. Any new deliveries will be invoiced to you. Thank you for your understanding.



ORDERED EQUIPMENT

☐ Automatic slatted cover ☐ Bar cover ☐ Bubble cover (over 4.50 m)

ROAD SIGNAGE LEADING TO THE REQUESTED DELIVERY POINT



Have you already seen this type of road sign on the road that leads to the requested delivery point?

3.5 T

☐ Yes If so, please indicate which ones:

☐ No

ACCESS TO THE REQUESTED DELIVERY POINT: TYPES OF VEHICLE LIKELY TO HAVE ACCESS

Below are different vehicle types. Indicate which types are likely to be able to pass in front of the requested delivery location.



Tractor + trailer (38 tonnes):

☐ Yes ☐ No


Semi-trailer (38 tonnes):

☐ Yes ☐ No


Small carrier (19 tonnes):

☐ Yes ☐ No


Small truck (<6 tonnes):

☐ Yes ☐ No


Garbage trucks:

☐ Yes ☐ No


Concrete mixer trucks:

☐ Yes ☐ No


Fuel delivery trucks:

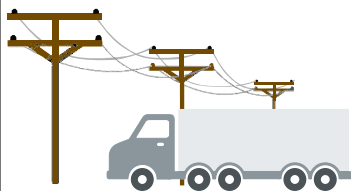
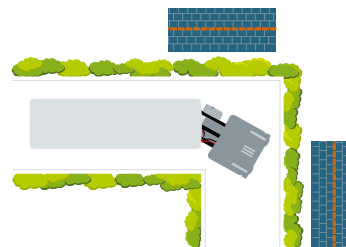
☐ Yes ☐ No


Small van:

☐ Yes ☐ No

TRUCK CLEARANCES: DETAILS

Be careful of the truck clearance: Is the delivery address subject to one of the below situations ?

Electric cables: ☐ Yes ☐ NoLow branches: ☐ Yes ☐ NoCorners of roads: ☐ Yes ☐ No

OTHER INDICATIONS, PLEASE DESCRIBE